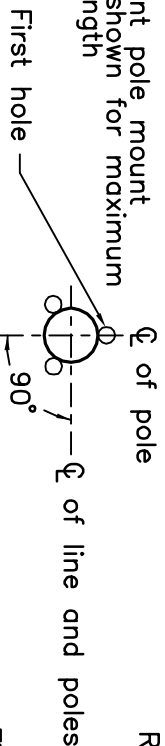
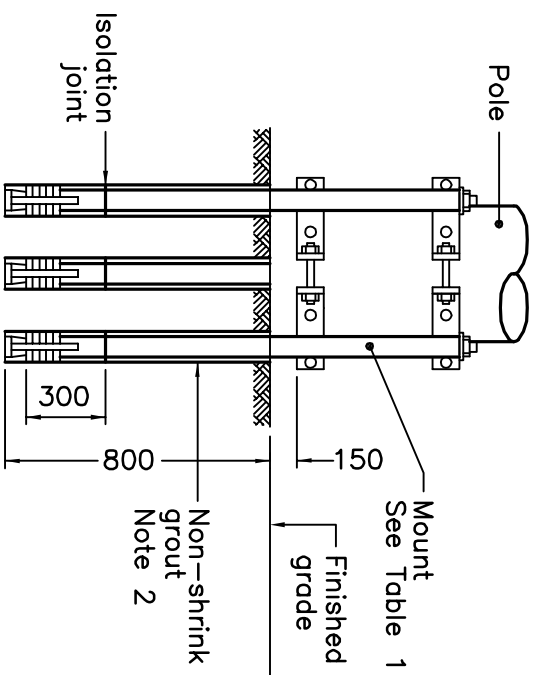


Orient pole mount as shown for maximum strength



**POLE MOUNT ORIENTATION PLAN**

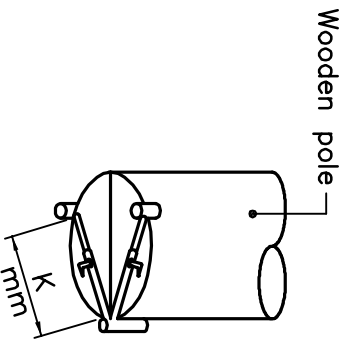


**ELEVATION POLE ANCHORAGE SETTING**

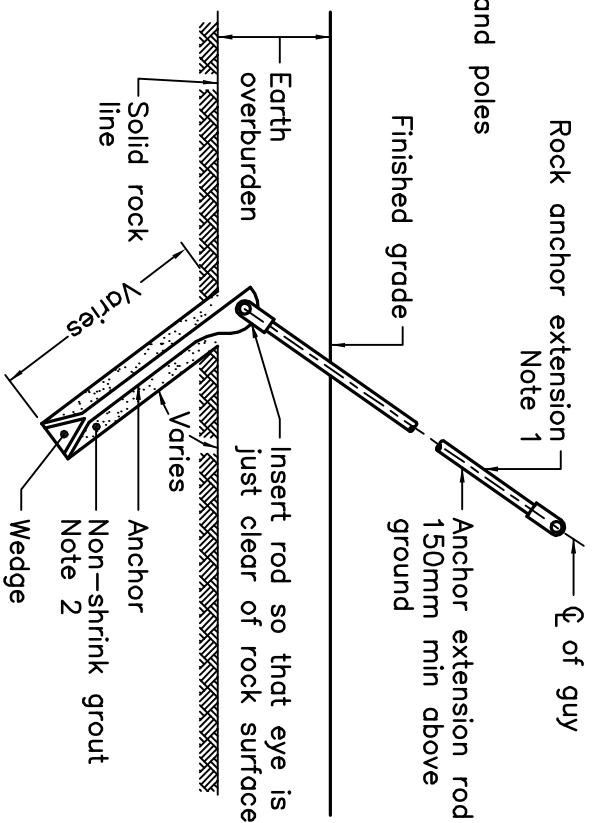
**NOTES:**

- 1 Rock anchor extension is not required if there is no earth overburden on top of rock.
- 2 Hole shall be grouted to prevent water entry.

A All anchors shall be installed according to manufacturer's specifications.



**DRILLING TEMPLATE APPLICATION**



**GUY ANCHORAGE SETTING**

- B Pole anchorage shall be suitable for the class of pole installed.
- C All dimensions are in millimetres unless otherwise shown.

ONTARIO PROVINCIAL STANDARD DRAWING

WOODEN POLE AND

ANCHORAGE SETTINGS IN

SOLID ROCK 1

Nov 2013

Rev 0

	DIMENSION			
ROCK DRILL DIAMETER	54	64	64	64
DRILLING TEMPLATE, (K min)	280	380	380	480
MOUNT DIAMETER	32	38	38	38
POLE BUTT DIAMETER	280 - 380	380 - 480	480 - 480	480 - 580

TABLE 1



OPSD 2236.010