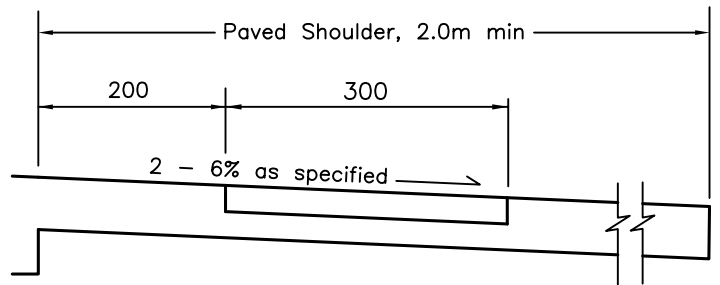
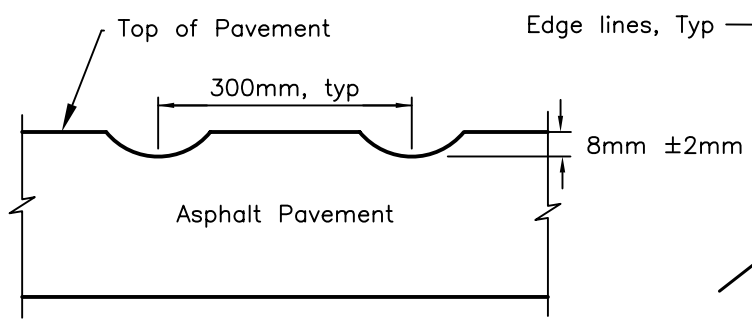


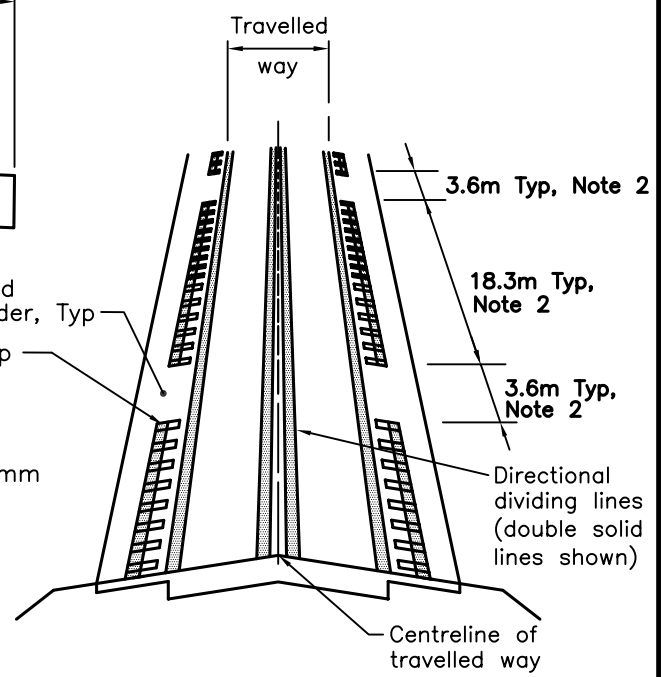
PLAN



SECTION A-A



SECTION B-B



ISOMETRIC VIEW

NOTE:

- 1 Where pavement widening on curve treatment provided, edge lines and rumble strips shifted to follow outside edge of pavement widening
- 2 At intersections and entrances, dimensions adjusted in accordance with MTOD503.022
- A All dimensions are in millimetres unless otherwise shown.

MINISTRY OF TRANSPORTATION ONTARIO DRAWING	December 2013	Rev	0
SHOULDER RUMBLE STRIPS FOR 0.5m BICYCLE BUFFER ZONE	----- -----		
MTOD 503.070			